

Admission Fee

Permanent Exhibition	Free
----------------------	------

Planetarium & Full-dome Films		
	Adult	Child (4-15yrs)
Individual	¥ 500	¥ 200
Group	¥ 400	¥ 160

- Tickets can be purchased at a ticket machine from the museum open time (9:30 a.m.).
- "Child" above refers to those between the ages of 4 and junior high school.
- Admission free for visitors under 4, visitors with disabilities and one attendant (*), and single-parent families (*).
- Half-price for seniors (65 years or older) (*).
- Groups: 20 or more paying visitors
- Group discounts cannot be combined with reduced or exempted admission fees. *Certification required

Planetarium & Full-dome Films		
	Morning	Afternoon
Weekends & National Holidays & Special Screening Periods	Once	Three times
Weekdays (Excluding holidays)	*Once	*Once Twice

- Special screening periods are held during school spring, summer and winter vacations.
- We ask you to vacate the hall between each screening. Please refrain from entering and exiting during the show.
- Admission starts 10 minutes before the screening time.
- Please contact us for movie program and running time.
- No entry and no refunds for admission fees after the screening has begun.
- *The screening is limited to groups only. Please inquire in advance.

Further Information



Museum Website

Staff Blogs

Twitter

Instagram



Opening Hours & Closed Days

Opening Hours	9:30 a.m. — 5:00 p.m.
Closed Days	Mondays and the day following a national holiday (If Monday is a national holiday, the museum will be closed on the following weekday.) The year-end and New Year holidays (Dec.28-Jan.3)

Access Information



Access the QR code on Google map to locate the museum.
Sagamihara City Museum
 3-1-15, Takane, Chuo-ku, Sagamihara, 〒252-0221
 Tel : 042-750-8030 Fax : 042-750-8061
 E-mail : hakubutsukan@city.sagamihara.kanagawa.jp

■ Free parking available

■ To reach the museum by train and bus, nearest stops are:

From JR **Fuchinobe** Station (South exit)

20mins. on foot or
 Kanachu Bus "Shiritsu Hakubutsukan Mae"
 (淵 # 36, # 37)

From JR **Sagamihara** Station




Kanachu Bus "Uchu-Kagaku-Kenkyu Honbu"
 (相 # 02)

From Odakyu Line **Sagami-Ono** Station

Kanachu Bus "Uchu-Kagaku-Kenkyu Honbu"
 (相 # 02)

From JR **Kamimizo** Station

Kanachu Bus "Yaei" (淵 # 52, #53, #59)



Designed & edited by Departments of Design Studies for Innovative Life / English Language, Culture and Communication, Sagami Women's University



English

2023.1 revised

Learn about rivers, uplands, and human life.

Exhibitions on Nature and History

1 Geology and Topography
The formation of Sagamihara upland



2 Local History
Earthenware and other artifacts



Deep bowl with a clay figure (ca. 3,000 B.C.)

3 Traditional Life and Culture
Agriculture and our ancestor's lives



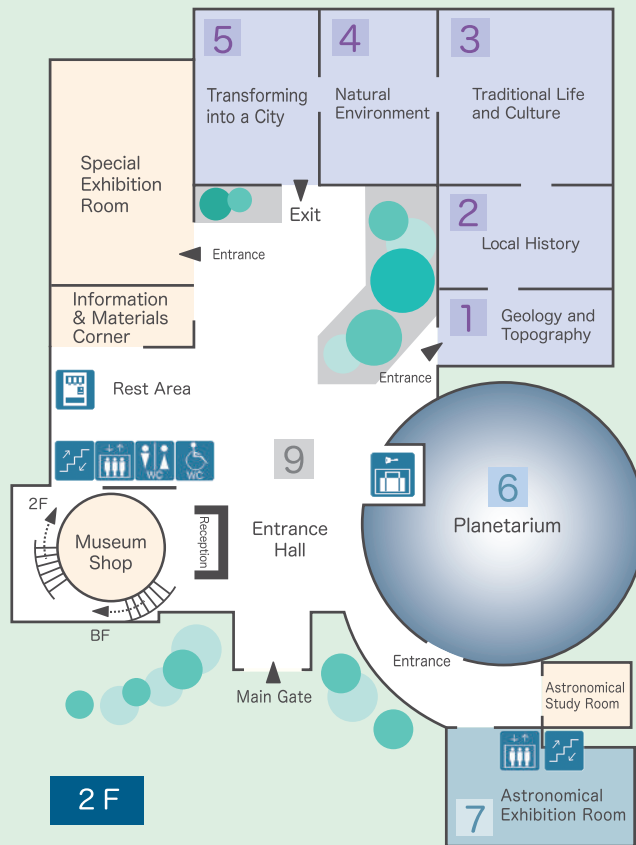
4 Natural Environment
The diverse nature adjacent to the urban area of Sagamihara city



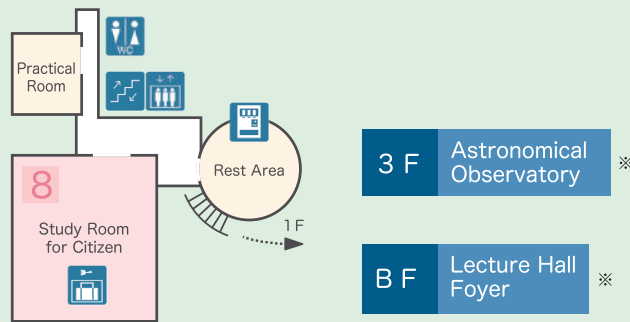
5 Transforming into a City
Sagamihara's urbanization and industrial development



1 F



2 F




※Open only during events

- Toilet
- Multipurpose toilet
- Free coin lockers
- Elevator
- Stairs
- Vending machine

6 Planetarium
Enjoy the starry sky in the 23-meter-diameter dome!



7 Astronomical Exhibition Room
Videos about space, meteorites, and real-time view of the sun




8 Study Room for Citizen(2F)
Access to specialized books /consultation with curators



Rest Area

9 Entrance Exhibition (1F)



Mars Explorer "NOZOMI"
Full-scale model